


# TEKS<sup>®</sup>

## Self-Drilling Fasteners

Preferred most by electrical, decking, HVAC and metal building contractors.



### Applications

- Stitch roof deck and wall panel sidelaps.
- HVAC, electrical trim accessories to steel framing.
- Residential steel frame construction.
- Brick ties to steel framing.
- Track to stud and stud splicing.
- Hat channel to stud.

### Product Features

- Sharp convex drill point has precise cutting edges to improve drill performance with less effort.
- Non-walking point provides fast material engagement.
- Unique point to thread design extrudes the metal preventing stripout.
- Point to thread design maximizes pullout performance and minimizes backout.
- Four head styles available to handle various applications.
- Climaseal<sup>®</sup> finish provides excellent corrosion resistance and lower tapping torque.

### Product Specifications

**Diameter**.....#8, #10, and 1/4  
**Thread Form**.....8-18  
                           10-16, 10-24  
                           1/4-14  
**Head Style**.....#8: 1/4" HWH  
                           #10: 5/16" HWH  
                           #10: 5/16" HWH with Serrations  
                           #2 Phillips Pan  
                           #12: 5/16" HWH  
                           1/4: 5/16" HWH  
**Drill Point**.....Teks 1  
                           Teks 2  
                           Teks 3  
**Finish**.....#8 & #10, Electro-zinc  
                           #10 and 1/4, Climaseal

### Head Styles



Hex Washer Hex



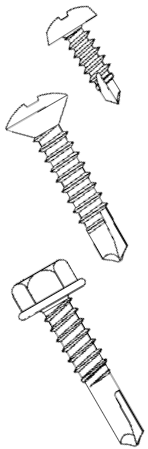
Hex Washer Hex with Serrations

### Approvals and Listings

Factory Mutual (3050495), ICC ESR-3270, ICC ESR-1976

# TEKS® SELF-DRILLING FASTENERS

## Selector Guide



Part Number	Description	Head Style	Drill Point	Drill & Tap Capacity	Max. Material Attachments	Box Qty	Applications
1196200	8-18 x 1/2"	HWH	#2	.036-.100	.205	10,000	• HVAC, electrical trim accessories to steel framing
1107053	10-16 x 3/4"	HWH	#1	.018-.095	.220	5,000	• Stitching roof deck, wall panel sidelaps or duct work
1399053	1/4-14 x 7/8"	HWH	#1	.018-.095	.380	5,000	
1397000	10-16 x 1/2"	HWH	#3	.036-.175	.150	5,000	• Clips, duct straps, brick ties or accessories to steel framing
1127000	10-16 x 5/8"	HWH	#3	.036-.175	.200	5,000	
1128000	10-16 x 3/4"	HWH	#3	.036-.175	.325	5,000	
1129000	10-16 x 1"	HWH	#3	.036-.175	.575	5,000	
1130000	10-16 x 1-1/4"	HWH	#3	.036-.175	.825	4,000	
1131000	10-16 x 1-1/2"	HWH	#3	.036-.175	1.075	3,000	
1550000	10-24 x 3/4"	HWH	#3	.036-.175	.323	5,000	
†1786200	10-24 x 5/8"	*HWH	#2	.036-.175	.200	5,000	• Vibration resistance; HVAC Applications.
†1821200	10-16 x 3/4"	*HWH	#3	.036-.175	.323	5,000	

\* With serrations under head

† Electro-zinc finish

## Performance Data

PULLOUT VALUES (average lbs. ultimate)									
Fastener		Steel Gauge							
Dia.	Pt.	26	24	22	20	18	16	14	12
#8	2	119	193	265	298	491	703	959	—
#10-16	1	148	241	311	357	565	826	1111	1796
	3	124	208	266	299	499	708	967	1474
#12	1	159	261	338	390	649	908	1259	1949
1/4	1	208	329	428	562	800	1151	—	—







FASTENER VALUES			
Fastener (dia-tpi)	Tensile (lbs. min.)	Shear (avg. lbs. ult.)	Torque (min. in. lbs.)
8-18	1545	1000	42
10-16	1936	1400	61
10-24	2702	1500	65
12-14	2778	2000	92
1/4-14	4060	2600	150

SHEET STEEL GAUGES								
Gauge No.	26	24	22	20	18	16	14	12
Decimal Equivalent	.018"	.024"	.030"	.036"	.048"	.060"	.075"	.105"

The values listed are ultimate averages achieved under laboratory conditions and apply to Buildex manufactured fasteners only. Appropriate safety factors should be applied to these values for design purposes.

SHEAR VALUES (average lbs. ultimate)									
Fastener		Steel Gauge (lapped)							
Dia.	Pt.	26	24	22	20	18	16	14	
#8	2	294	496	560	740	1060	—	—	
#10	1	398	584	659	884	1374	—	552	
	3	—	455	526	728	1266	1540	—	
#12	1	432	703	753	1018	1452	—	—	
1/4	1	511	849	885	1244	1764	—	—	

## Installation Guidelines

-  A standard screwgun with a depth sensitive nosepiece should be used to install TekS. For optimal fastener performance, the screwgun should be a minimum of 4 amps and have a RPM range of 0-2500.
-  Adjust the screwgun nosepiece to properly seat the fastener.
-  New magnetic sockets must be correctly set before use. Remove chip build-up as needed.
-  The fastener is fully seated when the head is flush with the work surface.
-  Overdriving may result in torsional failure of the fastener or stripout of the substrate.
-  The fastener must penetrate beyond the metal structure a minimum of 3 pitches of thread.



700 High Grove Blvd  
 Glendale Heights, Illinois 60139  
 800-848-5611 Fax: 630-595-3549  
 www.itwbuildex.com

Teks® and Climaseal® are trademarks of Illinois Tool Works, Inc.

© 2019 Illinois Tool Works, Inc.